

# Whirlpool® Microwave Hood Combination

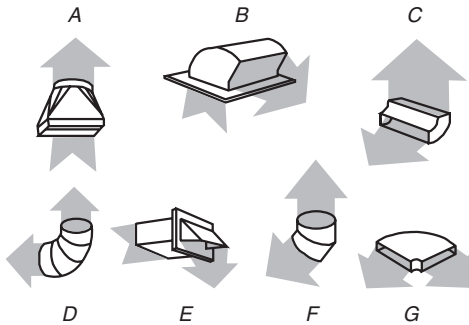
## PRODUCT MODEL NUMBERS

GMH3204XV	WMH2175XV	WMH53520A
GMH5205XV	WMH2205XV	WMH32L19A
GMH6185XV	WMH3205XV	WMH73L20A
WMH1162XV	WMH31017A	WMH75520A
WMH1163XV	WMH32517A	WMH76718A
WMH1164XW	WMH32519C	

**Electrical:** A 120-Volt, 60-Hz, AC-only, 15- or 20-amp fused electrical supply with a fuse or circuit breaker. A time-delay fuse or time-delay circuit breaker is recommended. It is recommended that a separate circuit serving only this microwave oven be provided.

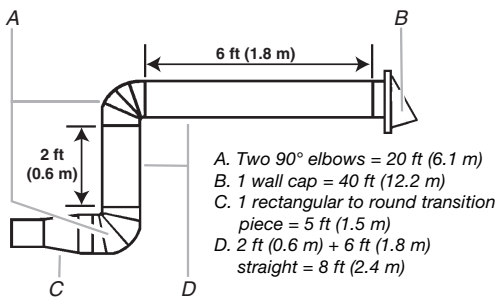
## VENTING REQUIREMENTS

A  $3\frac{1}{4}$ " x 10" (8.3 x 25.4 cm) rectangular or 6" (15.2 cm) round vent should be used. The total length of the vent system including straight vent, elbow(s), transitions and wall or roof caps must not exceed the equivalent of 140 ft (42.7 m) for either type of vent. For best performance, use no more than three 90° elbows. To calculate the length of the system you need, add the equivalent length for each vent piece used in the system. See the following examples:

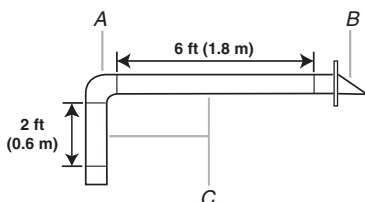


- A. Rectangular to round transition piece:  $3\frac{1}{4}$ " x 10" to 6" = 5 ft (8.3 x 25.4 cm to 15.2 cm = 1.5 m)
- B. Roof cap:  $3\frac{1}{4}$ " x 10" = 24 ft (8.3 x 25.4 cm = 7.3 m)
- C. 90° elbow:  $3\frac{1}{4}$ " x 10" = 25 ft (8.3 x 25.4 cm = 7.6 m)
- D. 90° elbow: 6" = 10 ft (15.2 cm = 3 m)
- E. Wall cap:  $3\frac{1}{4}$ " x 10" = 40 ft (8.3 x 25.4 cm = 12.2 m)
- F. 45° elbow: 6" = 5 ft (15.2 cm = 1.5 m)
- G. 90° flat elbow:  $3\frac{1}{4}$ " x 10" = 10 ft (8.3 x 25.4 cm = 3 m)

### 6" (15.2 cm) vent system = 73 ft (22.2 m) total

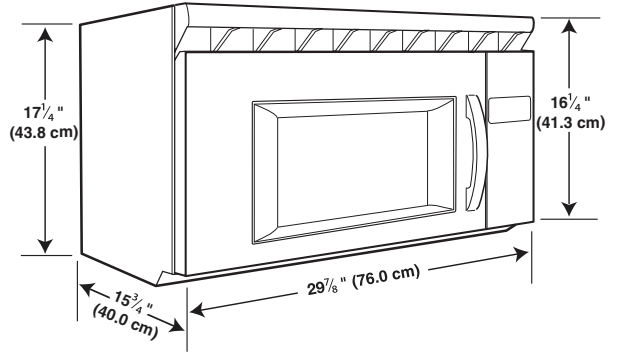


### $3\frac{1}{4}$ " x 10" (8.3 x 25.4 cm) vent system = 73 ft (22.2 m) total



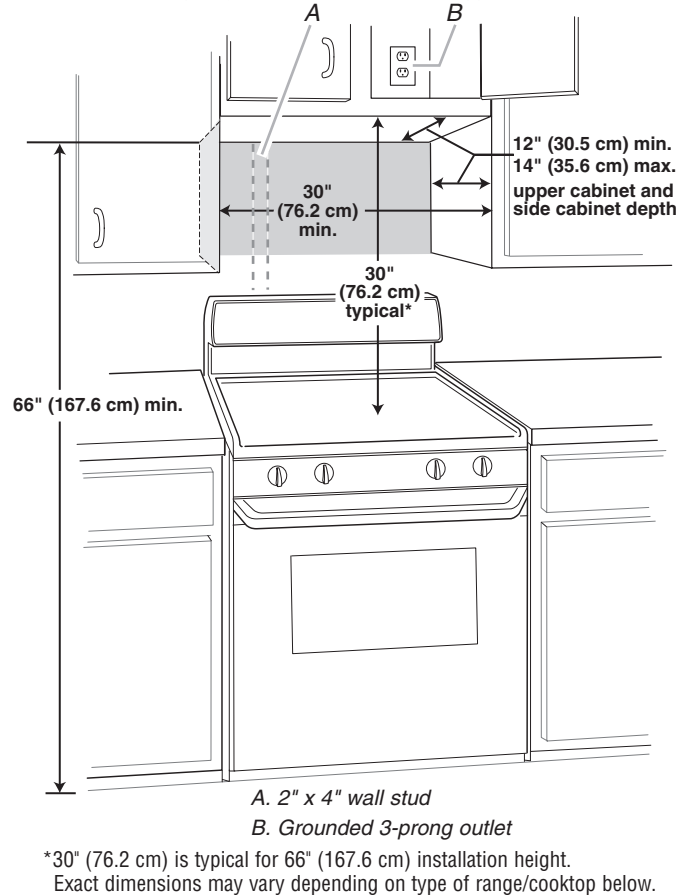
- A. One  $3\frac{1}{4}$ " x 10" (8.3 x 25.4 cm) 90° elbow = 25 ft (7.6 m)
- B. 1 wall cap = 40 ft (12.2 m)
- C. 2 ft (0.6 m) + 6 ft (1.8 m) straight = 8 ft (2.4 m)

## PRODUCT DIMENSIONS



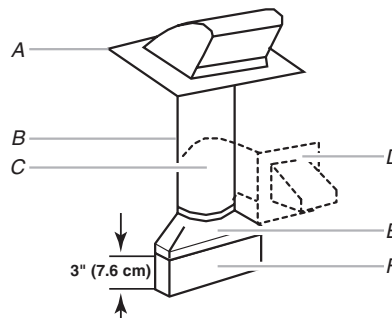
## CABINET OPENING DIMENSIONS

The grounded 3-prong outlet must be inside the upper cabinet.



## Rectangular to Round Transition for Roof Venting

**NOTE:** The minimum 3" (7.6 cm) clearance must exist between the top of the microwave oven and the rectangular to round transition piece so that the damper can open freely and fully.



- A. Roof cap
- B. 6" (15.2 cm) min. diameter round vent
- C. Elbow (for wall venting only)
- D. Wall cap
- E.  $3\frac{1}{4}$ " x 10" to 6" (8.3 x 25.4 cm to 15.2 cm) rectangular to round transition piece
- F. Vent extension piece, at least 3" (7.6 cm) high